


Name: _____

Read and Think

Read your issue of *Scholastic News*.

As you read, stop and answer the questions below.



1. Read "Step 1: Get Leprechaun Dust." Then .

What is Leprechaun Dust?

2. Read "Step 2: Pour It In." Then .

When does the Leprechaun Dust turn green?

3. Read "Step 3: Mix It Up." Then .

What do people use to mix up the Leprechaun Dust?


4. Read "Step 4: Let It Fade." Then .

How long does the river stay green?

Name: _____

Word Work

Answer the questions about vocabulary words from your issue of *Scholastic News*.




1. When you **dye** something, you _____.

- change its size
 change its color
 clean it up

2. What color do people dye the Chicago River for St. Patrick's Day?

3. What color is the Leprechaun Dust *before* it hits the water?

Color in the picture below to show these two colors.




4. What does it mean to **disperse** something?

- spread it out
 bring it together
 make it green

5. True or false: Leprechaun Dust does not harm the **environment**.

- true
 false

Name: _____



Reading Checkpoint:

Why Is This River Green?

Fill in the circle for each correct answer.

1. What is this article mostly about?

[main idea]

- (A) different St. Patrick's Day traditions
- (B) how people dye a river green for St. Patrick's Day
- (C) leprechaun stories

2. How do people mix up the Leprechaun Dust in the water?

[key details]

- (A) They drive a boat back and forth across the river.
- (B) They stir the water with a big spoon.
- (C) They swim back and forth across the river.

3. When something **disperses**,

it _____. [vocabulary]

- (A) stays still
- (B) spreads out
- (C) turns into a different color

4. Look at the caption on the bottom of page 3. It tells you

_____. [nonfiction text features]

- (A) what Leprechaun Dust is made of
- (B) the year people started dying the river green
- (C) how long the water stays green


5. Why do you think the author wrote this article? [author's purpose]

- (A) to explain why St. Patrick's Day is a holiday
- (B) to explain the steps of dying a river green
- (C) to tell the story of how Leprechaun Dust got its name

The School Carnival from the Black Lagoon

BY: Mike Thaler

Illustrated by: Jared Lee




Name _____

Name _____

Making Predictions Before Reading

Directions: Look at the cover. Sketch the cover and answer the following questions.



1. Write the title: _____

2. What do you think the book will be about? Why? _____

3. Based on the cover, title, and your predictions, do you want to read this book? Why or why not? _____

Chapters 1 and 2 Comprehension Questions

Name _____

Directions: Answer the following questions in complete sentences.

1. What is Hubie's school doing, and what does each class have to do to participate?

2. Describe how Mrs. Green wants the booth to be. What happens if the school raises enough money?

3. What is Hubie's class' homework for tonight?

4. Why is everyone quiet on the bus ride home?

5. What does Hubie remember about the last fair he went to?

Chapters 3 and 4 Comprehension Questions

Name _____

Directions: Answer the following questions in complete sentences.

1. What does Hubie do to help him think of an idea for the carnival? Why don't these things help him think of anything?

2. Describe Hubie's carnival dream.

3. Why is everyone excited on the bus ride to school?

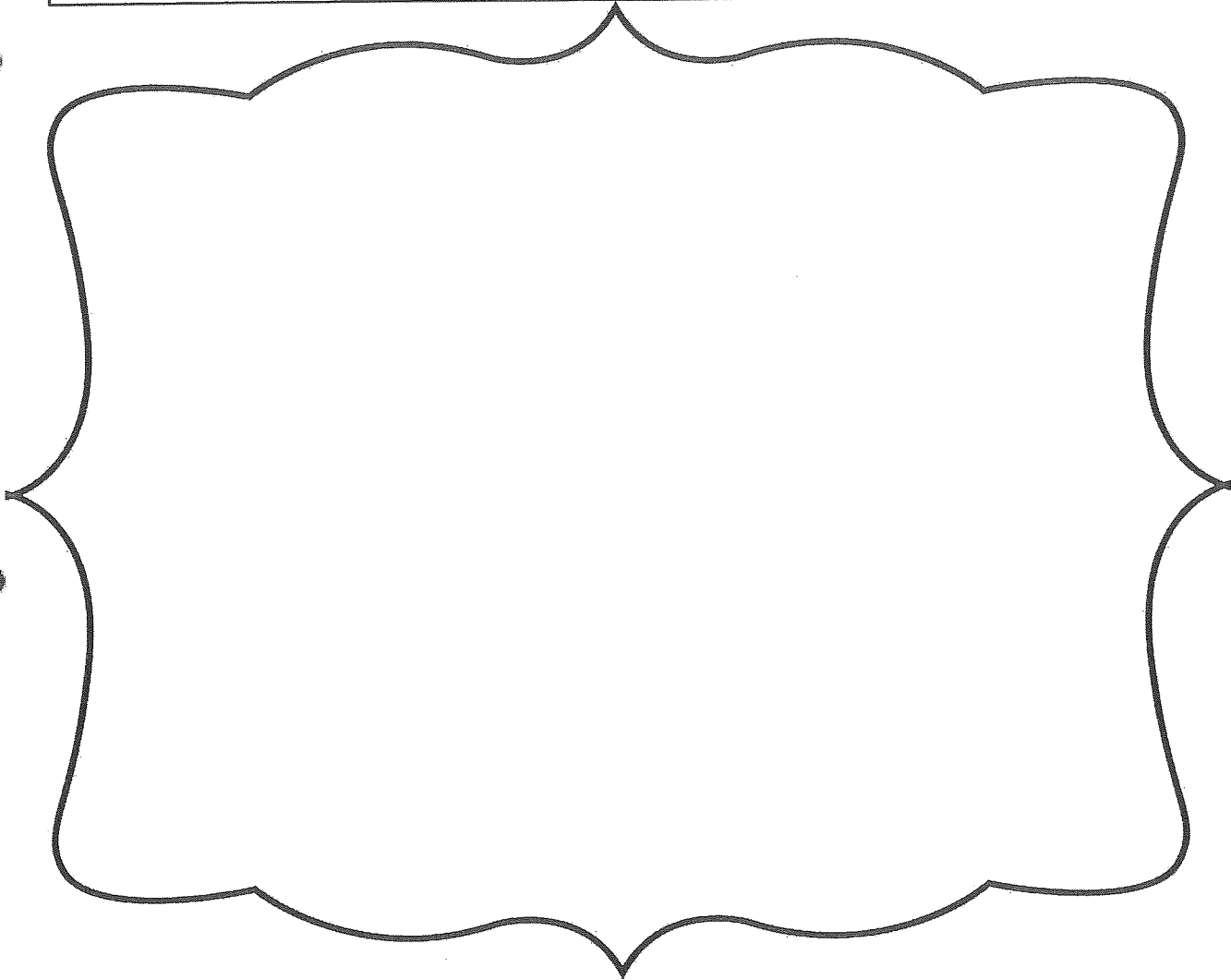
4. What are the other students' ideas for the carnival? What is Hubie's idea?

5. What idea wins the class vote? Who are they going to dunk? What is his "one condition?"

Name _____

Visualize

Directions: After thinking about carnivals all afternoon, Hubie has a dream about a crazy carnival. Choose one of the booths to visualize, illustrate, and write about.



Chapters 5 and 6

Name _____

Comprehension Questions

Directions: Answer the following questions in complete sentences.

1. How does the class build the dunking booth, and how does it work?

2. At the end of chapter five, what problem does Hubie mention having with being the one getting dunked?

3. What does Hubie's mom do? What is scary about the pool?

4. Who is Hubie's swim teacher, and what does she make him do?

5. What surprises Hubie when he opens his eyes underwater? What does he learn how to do on his first day?

Sequence of Events

Directions: Fill in the timeline of events that happened in chapters 5 and 6. Illustrate each event.

First, _____



Next, _____



Then, _____

Chapters 7 and 8 Comprehension Questions

Name _____

Directions: Answer the following questions in complete sentences.

1. What booths are the other classes doing?

2. Why is Hubie starting to get nervous the day of the carnival?

3. Who does Hubie ask to sit in for him at the dunking booth? What does he say?

4. What do Hubie's friends say to him before the carnival? How does that make him feel?

5. What do some kids yell at Hubie? What does he actually feel like?

Idiom Practice

Directions: Idioms are phrases that have a different meaning from what they sound like. Fill in this graphic organizer to describe the meaning of the idiom in this chapter.



What it sounds like...	What it really means...

Cold Feet


A time when you could use it...

An Illustration

FLAT STANLEY



A READING RESPONSE JOURNAL FOR:



CH. 1: THE BIG BULLETIN BOARD

1. How did Stanley become flat?

2. What did Dr. Dan say after examining Stanley?

3. What were Stanley's new measurements and why did Mrs. Lambchop ask for them?

4. How do you think other people will react when they see what has happened to Stanley and why?

VOCABULARY

___ enormous

___ examined

___ marvel


___ tailor

A. person who fixes clothing so it fits other people better

B. very large in size

C. to look at something very carefully

D. filled with wonder or surprise



CH. 2: BEING FLAT

1. How was Stanley helpful to his mom when he was flat?

2. How was Stanley going to visit his friend Thomas and why?

3. How did Stanley get back home after visiting Thomas?

4. If you were Stanley, would you enjoy traveling this way and why?

VOCABULARY

___ hasty

A. flexible or able to bend your body easily

___ limber


B. let out a long, deep breath

___ sighed

C. worth a great deal of money

___ valuable

D. done quickly, often without careful thinking



CH. 3: STANLEY THE KITE

1. Why was it easier for Mr. Lambchop to take the boys for outings once Stanley was flat?

2. How did Arthur show that he was jealous of Stanley being flat?

3. How did Stanley become a kite?

4. Do you think Stanley had a right to be angry with Arthur and why?

VOCABULARY

___ museum

___ parcel

___ spool

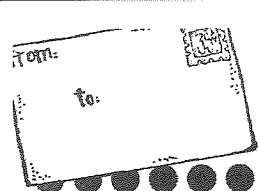
___ wedged

A. forced into a narrow space

B. cylinder that holds wound up string or thread

C. building that holds objects from history or art

D. package wrapped in paper



CH. 4: THE MUSEUM THIEVES

1. Who is Mr. Dart and what problem did he have?

2. What did Stanley want his disguise to be? What did Mr. Dart have in mind?

3. How did the thieves and Stanley react to one another?

4. If you were Stanley's parents, would you have given permission for Stanley to catch the thieves and why?

VOCABULARY

___ entrance

___ gloomy

___ lantern


___ sash

A. sad or depressed

B. opening to a place

C. long strip of cloth worn over the shoulder and tied by the waist

D. handheld lamp with a see-through cover



CH. 5: ARTHUR'S GOOD IDEA

1. How did people's feelings toward Stanley change over time?

2. How did Stanley react to these changes? What did his parents say?

3. How did Arthur help Stanley?

4. Do you think Stanley was happier when he was flat or when he was back to his regular size and why?

VOCABULARY

___ bulged

___ pump

___ rummage

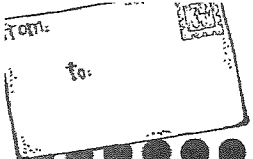
___ signal

A. tool used to force air into a tire or other item

B. gesture or movement used to give directions or instructions without talking

C. swell, puff out, or stick out


D. dig or look through a group of objects



SEQUENCING THE STORY

Read the following events from the story.
Number them in the order they happened (1 is the first event, 6 is the last event).

	<p>Stanley rescued his mother's ring by going down into the grate by the sidewalk.</p>
	<p>Arthur turned Stanley back to normal using his bicycle pump.</p>
	<p>Arthur flew Stanley like a kite in the park.</p>
	<p>A bulletin board fell on Stanley and flattened him.</p>
	<p>Stanley caught the art thieves at the museum.</p>
	<p>Stanley was mailed to California in an envelope.</p>



STORY SUMMARY

Now that you have finished the story, think about what happened and write a summary.

First,

Next,

Then,

Last,
